

# Product datasheet

Specifications



## Touch panel screen, Harmony ST6, 10"W display, 2COM, 2Ethernet, USB host&device, 24 VDC

HMIST6500

### Main

Range of product	Harmony ST6
Product or component type	Touch panel screen
Software package	EcoStruxure Operator Terminal Expert
Processor name	ARM Cortex-A8
Processor frequency	800 MHz
Memory description	1 GB device memory 512 KB backup memory 128 MB user data memory

### Complementary

Display size	10 inch
Display type	Colour TFT LCD
Display colour	16 million colours
Display resolution	1024 x 600 pixels WSVGA
Touch panel	Single touch analogue resistive
Backlight lifespan	50000 hours with white
Brightness	16 levels
Character font	ASCII ASCII (European characters) Chinese (simplified Chinese) Japanese (ANK, Kanji) Katakana Korean Taiwanese (traditional Chinese)
[Us] rated supply voltage	24 V DC (+/- 20 %)
Power consumption in W	12.6 W
Inrush current	30 A
Local signalling	Status LED green, steady for offline Status LED green, steady for operating Status LED green, flashing for operating Status LED green, faded for stand-by Status LED orange, flashing for software starting up Status LED red, steady for power supply (ON) Status LED red, flashing for operating Status LED red, off for power supply (OFF)
Number of pages	200 application pages
Port Ethernet	10/100BASE

<b>Integrated connection type</b>	1 COM1 serial link - 1 SUB-D 9-pin female - RS232C (rate: 2400...115200 bps)bottom 1 COM2 serial link - female RJ45 - RS485 (rate: 2400...115200 bps)back COM2 serial link (rate: 2400...187500 bps)back 1 USB 2.0 type Abottom 1 USB 2.0 type micro B 2 Ethernet
<b>Supply</b>	External supply
<b>Realtime clock</b>	Built-in 0...50 °C Built-in 10...90 % RH
<b>Downloadable protocols</b>	Modbus Uni-TE Third party protocols
<b>Product brand</b>	Schneider Electric Modicon Mitsubishi Melsec Omron Sysmac Rockwell Automation Allen-Bradley Siemens Simatic
<b>Fixing mode</b>	By 4 screws, mounting on 1.6...5 mm thick panel conforming to UL 61010-2-201 By 4 screws conforming to IEC 61131-2 By 4 screws conforming to IEC 61000-6-2
<b>Enclosure material</b>	PC
<b>Front material</b>	Aluminium
<b>Marking</b>	CE
<b>Cut-out dimensions</b>	255 x 185 mm panel cut dimension
<b>Height</b>	203 mm
<b>width</b>	273 mm
<b>Depth</b>	47 mm
<b>Net weight</b>	1.3 kg

## Environment

<b>Immunity to microbreaks</b>	10 ms
<b>Standards</b>	IEC 61000-6-4 IEC 61000-6-2 IEC 61131-2 UL 61010-2-201 CSA C22.2 No 61010-2-201
<b>Product certifications</b>	CSA CE UKCA
<b>Directives</b>	2014/35/EU - low voltage directive 2014/30/EU - electromagnetic compatibility
<b>Ambient air temperature for operation</b>	0...50 °C
<b>Ambient air temperature for storage</b>	-20...60 °C
<b>Relative humidity</b>	10...90 % non-condensing
<b>Operating altitude</b>	2000 m
<b>IP degree of protection</b>	IP20 (rear panel) conforming to IEC 61131-2 IP65 (front panel) conforming to IEC 61131-2
<b>NEMA degree of protection</b>	NEMA 4 front panel (indoor use) NEMA 13 front panel (in enclosure)
<b>Shock resistance</b>	147 m/s <sup>2</sup> for 11 ms (X, Y, Z directions for 3 times) conforming to IEC 61131-2

---

<b>Vibration resistance</b>	+/- 3.5 mm (f = 5...9 Hz) X, Y, Z directions for 10 cycles (approx. 100 min) conforming to IEC 61131-2 9.8 m/s <sup>2</sup> (f = 9...150 Hz)
-----------------------------	--

---

<b>Electromagnetic compatibility</b>	Electrical fast transient/burst immunity test - test level: 2 kV (power ports) conforming to IEC 61000-4-4 Electrical fast transient/burst immunity test - test level: 1 kV (signal ports) Electrostatic discharge immunity test - test level: 6 kV (contact discharge) conforming to IEC 61000-4-2 level 3 Electrostatic discharge immunity test - test level: 8 kV (air discharge)
--------------------------------------	---

## Packing Units

---

<b>Unit Type of Package 1</b>	PCE
-------------------------------	-----

---

<b>Number of Units in Package 1</b>	1
-------------------------------------	---

---

<b>Package 1 Height</b>	12.500 cm
-------------------------	-----------

---

<b>Package 1 Width</b>	28.000 cm
------------------------	-----------

---

<b>Package 1 Length</b>	34.500 cm
-------------------------	-----------

---

<b>Package 1 Weight</b>	1.825 kg
-------------------------	----------

---

<b>Unit Type of Package 2</b>	S04
-------------------------------	-----

---

<b>Number of Units in Package 2</b>	4
-------------------------------------	---

---

<b>Package 2 Height</b>	30.000 cm
-------------------------	-----------

---

<b>Package 2 Width</b>	40.000 cm
------------------------	-----------

---

<b>Package 2 Length</b>	60.000 cm
-------------------------	-----------

---

<b>Package 2 Weight</b>	8.300 kg
-------------------------	----------

## Environmental Data

Schneider Electric aims to achieve Net Zero status by 2050 through supply chain partnerships, lower impact materials, and circularity via our ongoing “Use Better, Use Longer, Use Again” campaign to extend product lifetimes and recyclability.

[How this information helps you >](#)

### Environmental footprint

Carbon footprint (kg.eq.CO2 per CR, Total Life cycle)	960
---	-----

Environmental Disclosure	<a href="#">Product Environmental Profile</a>
--------------------------	---

## Use Better

### Materials and Substances

Packaging made with recycled cardboard	No
--	----

Packaging without single use plastic	No
--------------------------------------	----

EU RoHS Directive	Pro-active compliance (Product out of EU RoHS legal scope)
-------------------	--

SCIP Number	20694bec-44d9-42c3-8fdd-3861ce15e3ab
-------------	--------------------------------------

REACH Regulation	<a href="#">REACH Declaration</a>
------------------	-----------------------------------

China RoHS Regulation	<a href="#">China RoHS declaration</a>
-----------------------	--

## Use Again

### Repack and remanufacture

WEEE



The product must be disposed on European Union markets following specific waste collection and never end up in rubbish bins

---

Take-back

No

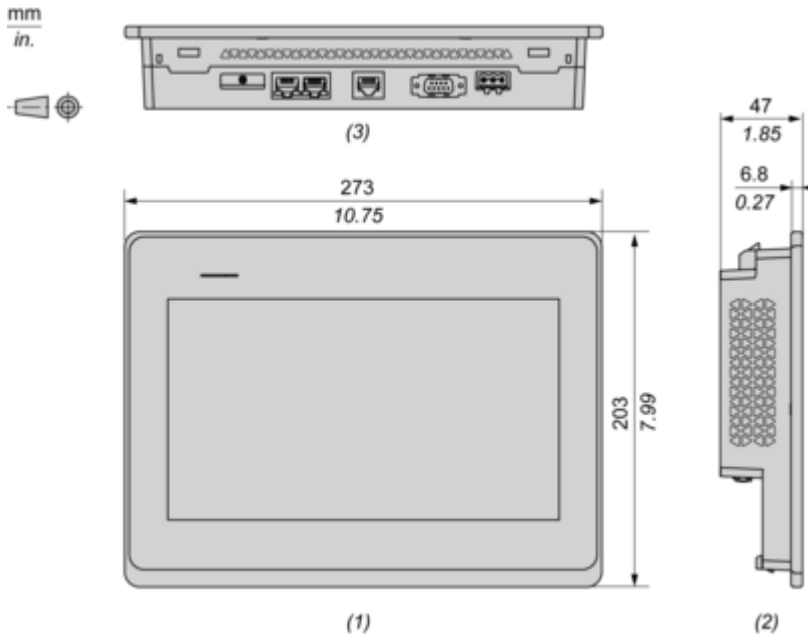
---

Dimensions Drawings

Dimensions

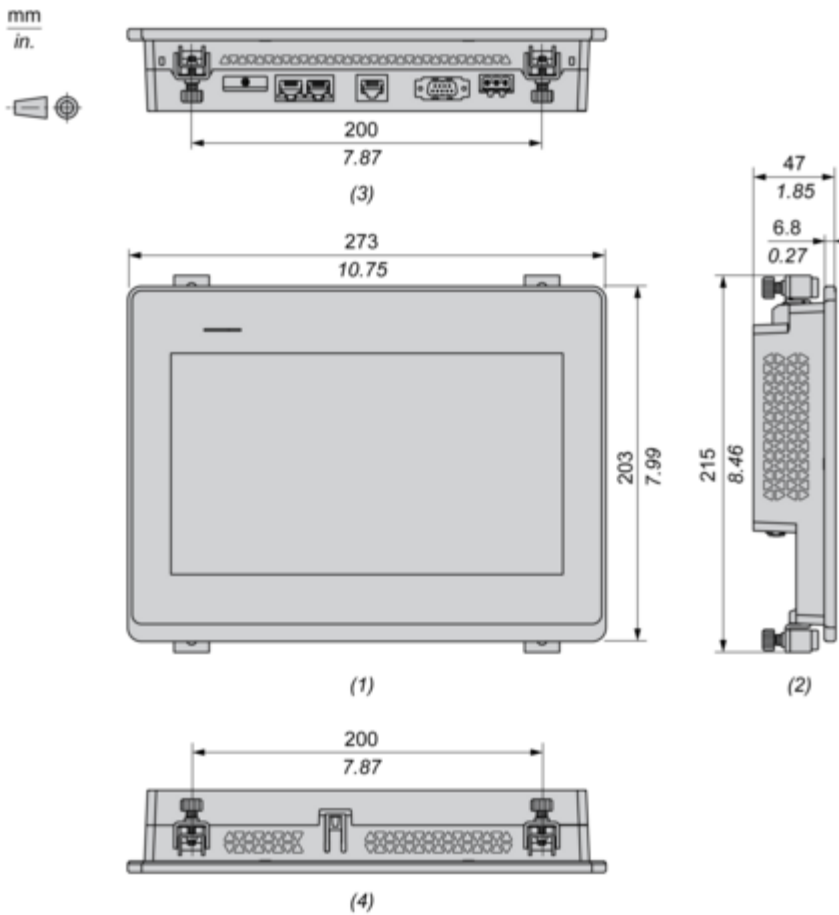
---

External Dimensions



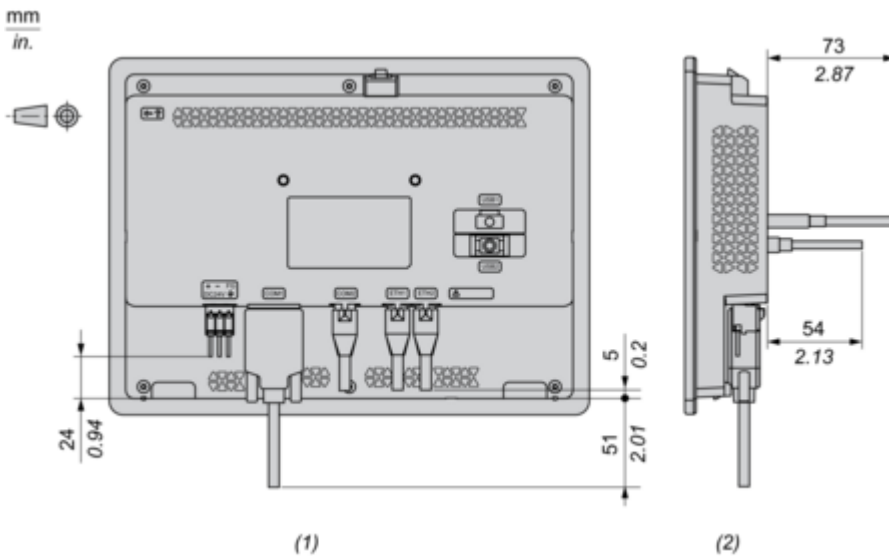
- (1) : Front
- (2) : Left
- (3) : Bottom

Dimensions with Installation Fasteners



- (1) : Front
- (2) : Left
- (3) : Bottom
- (4) : Top

Dimensions with Cables



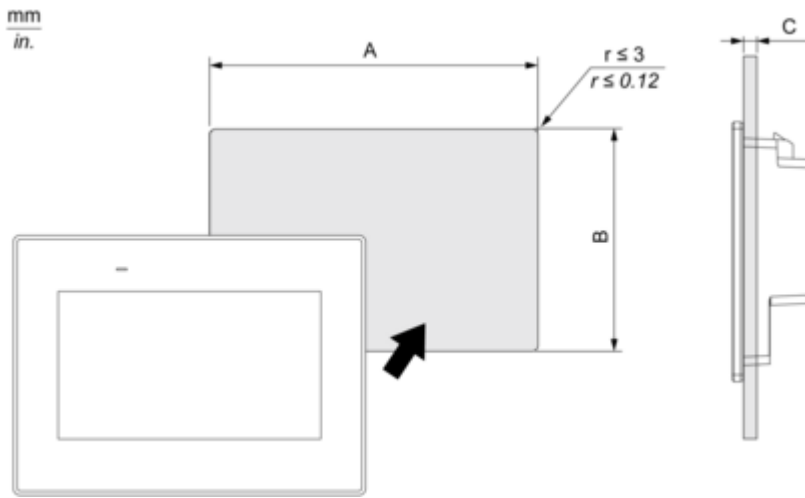
- (1) : Rear
- (2) : Right

Mounting and Clearance

Mounting

---

Panel Cut Dimensions

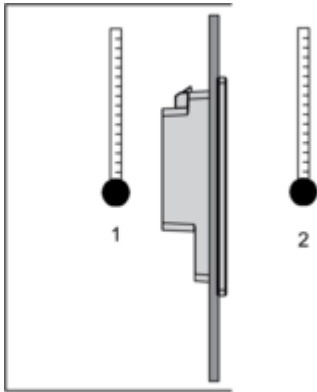


A		B		C	
mm	in.	mm	in.	mm	in.
255 (+1, -0)	10.04 (+0.04, -0)	185 (+1, -0)	7.28 (+0.04, -0)	1.6...5	0.06...0.2

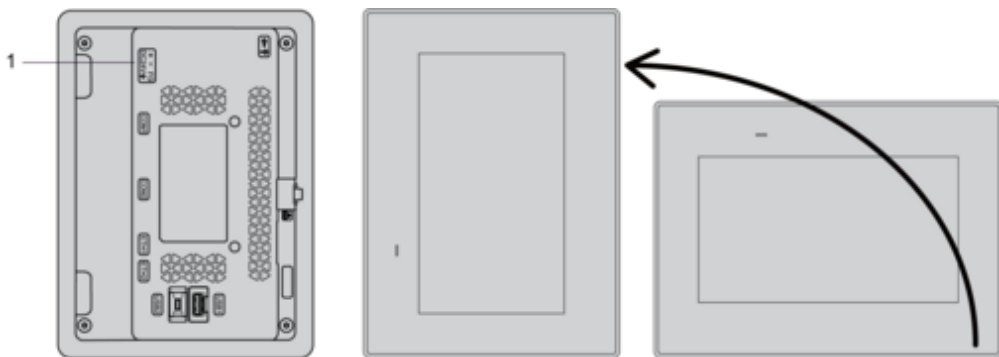


Installation Requirements

---

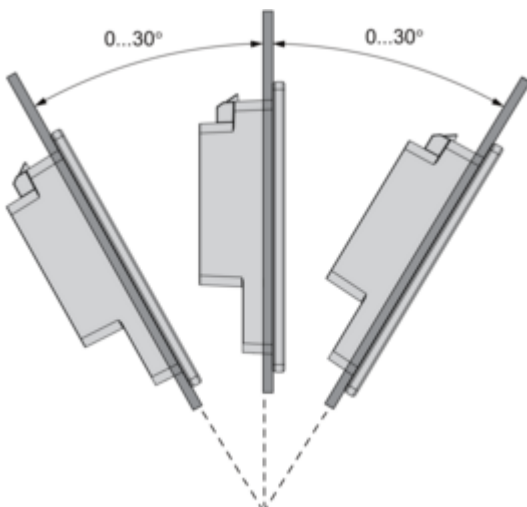


- 1 : Internal temperature
- 2 : External temperature



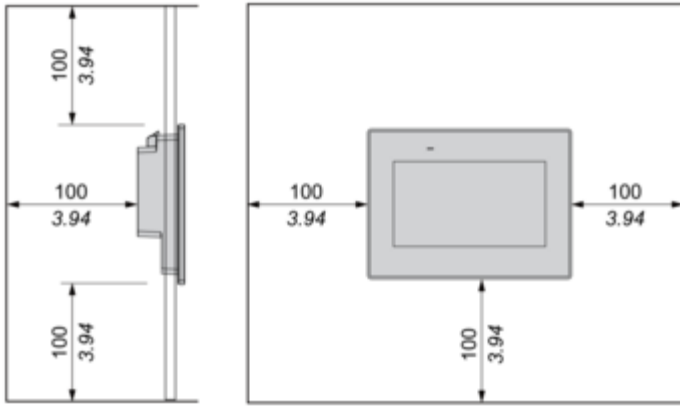
- 1 : Power connector

Mounting Angle



Clearance

mm  
in.

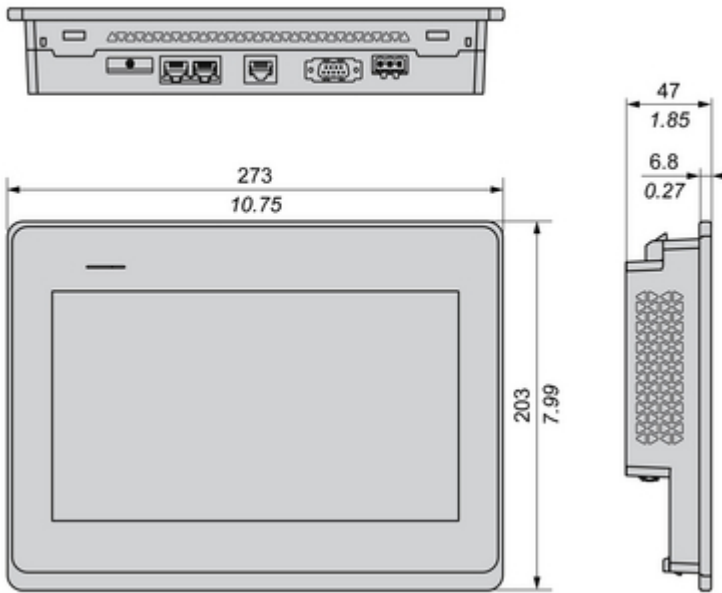


Technical Illustration

Dimensions

---

mm  
in.



Offer Marketing Illustration

Product benefits / Features

---

The infographic features a central image of a black HMI screen. Surrounding it are six circular icons, each with a corresponding text block describing a feature. The background is a solid green color.

### Features

#### Harmony ST6 Basic HMI

- Better visualization of machine data and operation performance** (Icon: Bar chart with a play button)
- Cybersecurity enhancement with secure boot and encrypted transfer** (Icon: Padlock)
- User-friendly protocols allowing you to easily connect your OT devices to IT with OPC-UA** (Icon: Network diagram)
- Long-term stable supply, and Global Service and Support** (Icon: Handshake)
- Enable remote monitoring and remote maintenance securely by PC, tablet and smartphone** (Icon: House with an arrow pointing out)
- Create highly responsive screens with ease by configuration software "EcoStruxure" Operator Terminal Expert** (Icon: Document with a play button)

Offer Marketing Illustration

Product benefits / Features

---

## Technical Benefits

### Harmony ST6 Basic HMI

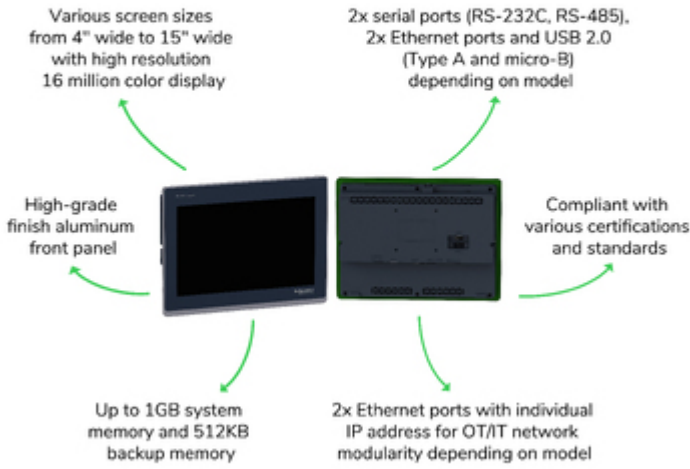


Image of product / Alternate images

Alternative

---

