

Product datasheet

Specifications



round pilot light Ø 22 - blue - integral LED - 220 V AC - screw clamp terminals

XA2EVM6LC

Main

Range of product	Easy Harmony XA2
Product or component type	Monolithic pilot light
Device short name	XA2
Mounting diameter	22.5 mm
Shape of signaling unit head	Round
Cap/operator or lens colour	Blue
Light source	LED
Bulb base	Integral LED
[Us] rated supply voltage	220...230 V AC 50/60 Hz

Complementary

Terminals description ISO n°1	(X1-X2)PL
Device mounting	Fixing hole 22.3 +0.4/0 conforming to IEC 60947-5-1
Fixing center	>= 30 x 40 mm (support panel) metal - thickness: 1...6 mm >= 30 x 40 mm (support panel) plastic - thickness: 2...6 mm
Fixing mode	Fixing nut beneath head recommended torque: 2.2 N.m (+/- 0.2 N.m)
Marking	CE CCC
[Us] rated supply voltage	220...230 V
Connections - terminals	Screw clamp terminals, <= 2 x 1.5 mm ² with cable end conforming to IEC 60947-1 Screw clamp terminals, 1 x 0.5...1 x 2.5 mm ² without cable end conforming to IEC 60947-1
Shape of screw head	Cross compatible with Philips No 2 screwdriver Slotted compatible with flat Ø 4 mm screwdriver Slotted compatible with flat Ø 5.5 mm screwdriver
[Ui] rated insulation voltage	400 V (pollution degree 3) conforming to IEC 60947-1
[Uimp] rated impulse withstand voltage	6 kV conforming to IEC 60947-1
Signalling type	Steady
Supply voltage limits	0.8...1.2 V AC
Current consumption	<= 20 mA
Service life	40000 h at rated voltage and 25 °C
Height	29 mm
width	29 mm
Depth	53 mm

Net weight	0.02 kg
------------	---------

Environment

Ambient air temperature for storage	-40...70 °C
-------------------------------------	-------------

Ambient air temperature for operation	-25...70 °C
---------------------------------------	-------------

Overvoltage category	Class I conforming to IEC 536
----------------------	-------------------------------

IP degree of protection	IP65 conforming to IEC 60529
-------------------------	------------------------------

IK degree of protection	IK05
-------------------------	------

Standards	IEC 60947-1 GB 14048.1 IEC 60947-5-1 GB 14048.5 IEC 60529 IEC 50102
-----------	--

Product certifications	CE CCC
------------------------	-----------

Vibration resistance	5 gn (f= 12...500 Hz) conforming to IEC 60068-2-6
----------------------	---

Shock resistance	30 gn (duration = 11 ms) for half sine wave acceleration conforming to IEC 60068-2-27
------------------	---

Packing Units

Unit Type of Package 1	PCE
------------------------	-----

Number of Units in Package 1	1
------------------------------	---

Package 1 Height	5.5 cm
------------------	--------

Package 1 Width	2.9 cm
-----------------	--------

Package 1 Length	2.9 cm
------------------	--------

Package 1 Weight	25 g
------------------	------

Unit Type of Package 2	BB1
------------------------	-----

Number of Units in Package 2	10
------------------------------	----

Package 2 Height	5.8 cm
------------------	--------

Package 2 Width	6.4 cm
-----------------	--------

Package 2 Length	15.8 cm
------------------	---------

Package 2 Weight	300 g
------------------	-------

Unit Type of Package 3	S02
------------------------	-----

Number of Units in Package 3	160
------------------------------	-----

Package 3 Height	15 cm
------------------	-------

Package 3 Width	30 cm
-----------------	-------

Package 3 Length	40 cm
------------------	-------

Package 3 Weight	5.8 kg
------------------	--------

Environmental Data

Schneider Electric aims to achieve Net Zero status by 2050 through supply chain partnerships, lower impact materials, and circularity via our ongoing “Use Better, Use Longer, Use Again” campaign to extend product lifetimes and recyclability.

[How this information helps you >](#)

Environmental footprint

Carbon footprint (kg.eq.CO2 per CR, Total Life cycle)	14
---	----

Environmental Disclosure

[Product Environmental Profile](#)

Use Better

Materials and Substances

Packaging made with recycled cardboard	No
--	----

Packaging without single use plastic	Yes
--------------------------------------	-----

[EU RoHS Directive](#)

Pro-active compliance
(Product out of EU RoHS legal scope)

REACH Regulation

[REACH Declaration](#)

China RoHS Regulation

[China RoHS declaration](#)

Use Again

Repack and remanufacture

Circularity Profile

[End of Life Information](#)

WEEE



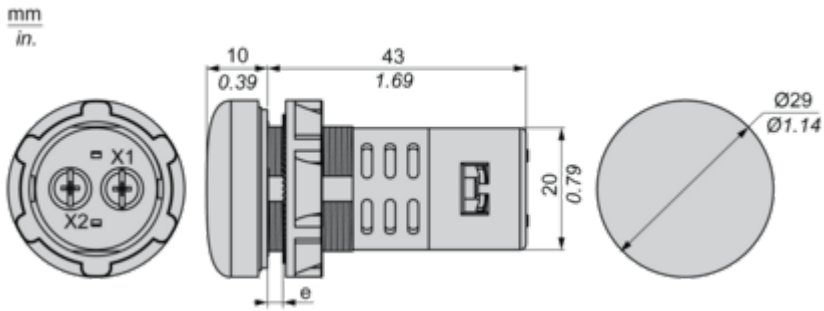
The product must be disposed on European Union markets following specific waste collection and never end up in rubbish bins

Take-back

No

Dimensions Drawings

Dimensions

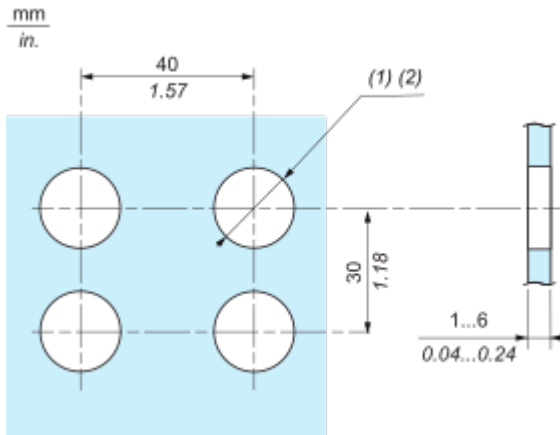


e : Clamping thickness: 1 to 6 mm/0.04 to 0.24 in.

Mounting and Clearance

Panel Cut-Out for Pushbuttons, Switches and Pilot Lights (Finished Holes, Ready for Installation)

Connection by Screw Clamp Terminals

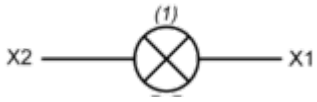


(1) Diameter on finished panel or support

(2) $\varnothing 22.5 \text{ mm} / 0.89 \text{ in.}$ recommended ($\varnothing 22.3 \text{ mm}_0^{+0.4} / 0.88 \text{ in.}_0^{+0.016}$)

Connections and Schema

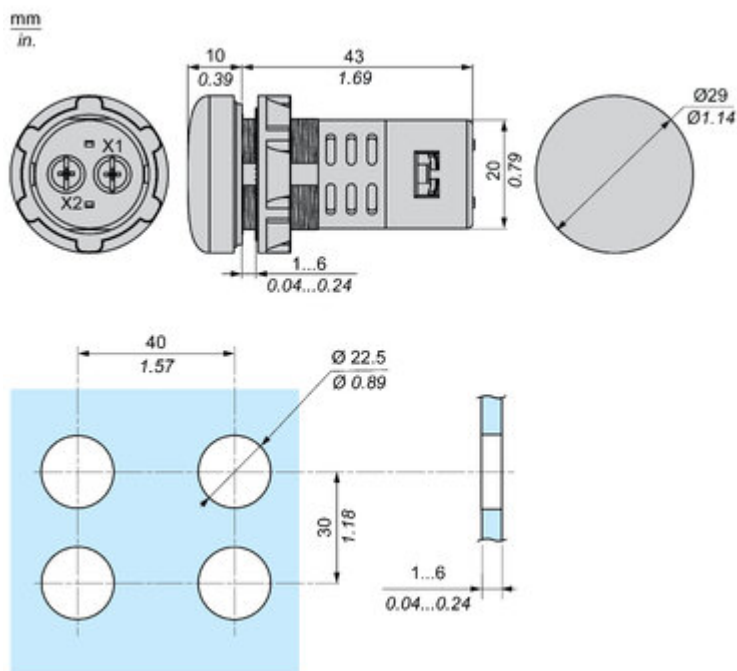
Wiring Diagram



(1) LED

Technical Illustration

Dimensions



Technical Illustration

Wiring diagram

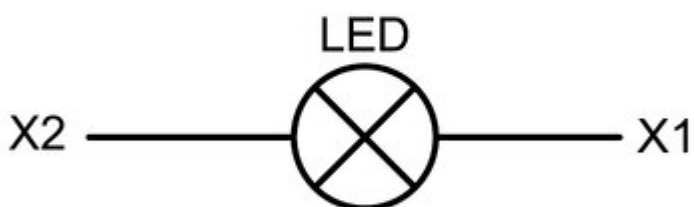


Image of product / Alternate images

Alternative









Image of product in real life situation

