

Product datasheet

Specifications

square red complete pilot light Ø16 with integral LED 12...24V



XB6CV4BB

Main

Range of product	Harmony XB6
Product or component type	Complete pilot light
Device short name	XB6
Bezel material	Plastic
Mounting diameter	16 mm
Sale per indivisible quantity	1
Shape of signaling unit head	Square
Cap/operator or lens colour	Red
Light source	LED
Bulb base	Integral LED
Light block supply	Direct
[Us] rated supply voltage	12...24 V AC/DC

Complementary

Height	18 mm
width	18 mm
Depth	57 mm
Terminals description ISO n°1	(+ -)PL
Net weight	0.015 kg
Operating position	Any position
Connections - terminals	Faston connectors, connection size: 2.8 x 0.5 mm
[Ui] rated insulation voltage	250 V (pollution degree 2) conforming to IEC 60947-1
[Uimp] rated impulse withstand voltage	4 kV conforming to IEC 60947-1
Signalling type	Steady
Supply voltage limits	6...30 V AC/DC
Current consumption	15 mA
Surge withstand	1 kV direct contact conforming to IEC 61000-4-5 2 kV in free air conforming to IEC 61000-4-5

Environment

Protective treatment	TC
Ambient air temperature for storage	-40...70 °C

Ambient air temperature for operation	-25...70 °C
Electrical shock protection class	Class II conforming to IEC 61140
IP degree of protection	IP65 conforming to IEC 60529
NEMA degree of protection	NEMA 13 conforming to UL 50 NEMA 4 conforming to UL 50 NEMA 4X conforming to UL 50 NEMA 13 conforming to CSA C22.2 No 94 NEMA 4 conforming to CSA C22.2 No 94 NEMA 4X conforming to CSA C22.2 No 94
Standards	IEC 60947-5-5 IEC 60947-1 JIS C 852 CSA C22.2 No 14 UL 508 JIS C8201-5-1 IEC 60947-5-1 JIS C8201-1
Product certifications	CSA CCC GOST UL
Vibration resistance	+/- 3 mm (f= 2...500 Hz) conforming to IEC 60068-2-6 5 gn (f= 2...500 Hz) conforming to IEC 60068-2-6
Shock resistance	30 gn (duration = 18 ms) for half sine wave acceleration conforming to IEC 60068-2-27 50 gn (duration = 11 ms) for half sine wave acceleration conforming to IEC 60068-2-27
Resistance to fast transients	2 kV conforming to IEC 61000-4-4
Resistance to electromagnetic fields	10 V/m conforming to IEC 61000-4-3
Resistance to electrostatic discharge	6 kV on contact (on metal parts) conforming to IEC 61000-4-2 8 kV in free air (in insulating parts) conforming to IEC 61000-4-2
Electromagnetic emission	Class B conforming to IEC 55011

Packing Units

Unit Type of Package 1	PCE
Number of Units in Package 1	1
Package 1 Height	2.000 cm
Package 1 Width	8.000 cm
Package 1 Length	8.000 cm
Package 1 Weight	11.000 g
Unit Type of Package 2	S01
Number of Units in Package 2	60
Package 2 Height	15.000 cm
Package 2 Width	15.000 cm
Package 2 Length	40.000 cm
Package 2 Weight	854.000 g

Contractual warranty

Warranty	18 months
-----------------	-----------

Environmental Data

Schneider Electric aims to achieve Net Zero status by 2050 through supply chain partnerships, lower impact materials, and circularity via our ongoing “Use Better, Use Longer, Use Again” campaign to extend product lifetimes and recyclability.

[How this information helps you >](#)

Environmental footprint

Carbon footprint (kg.eq.CO2 per CR, Total Life cycle) **1**

[Environmental Disclosure](#)

[Product Environmental Profile](#)

Use Better

Materials and Substances

Packaging without single use plastic **No**

EU RoHS Directive **Pro-active compliance (Product out of EU RoHS legal scope)**

SCIP Number **902182a2-9610-45f2-840e-6da530122efe**

REACH Regulation [REACH Declaration](#)

China RoHS Regulation [China RoHS declaration](#)

Use Again

Repack and remanufacture

[Circularity Profile](#)

[End of Life Information](#)

WEEE



The product must be disposed on European Union markets following specific waste collection and never end up in rubbish bins

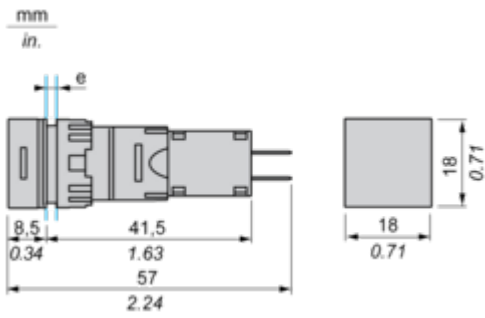
Take-back

No

Dimensions Drawings

Square Head Pilot Light

Dimensions

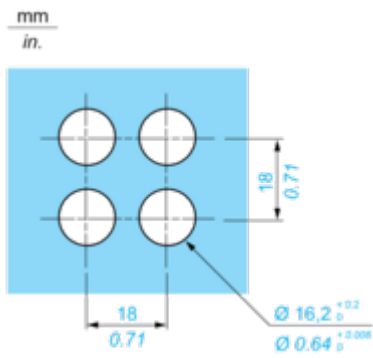


e panel thickness 1 to 6 mm/0.03 to 0.23 in.

Mounting and Clearance

Panel Cut-out

For Square or Circular Head



Technical Illustration

Dimensions

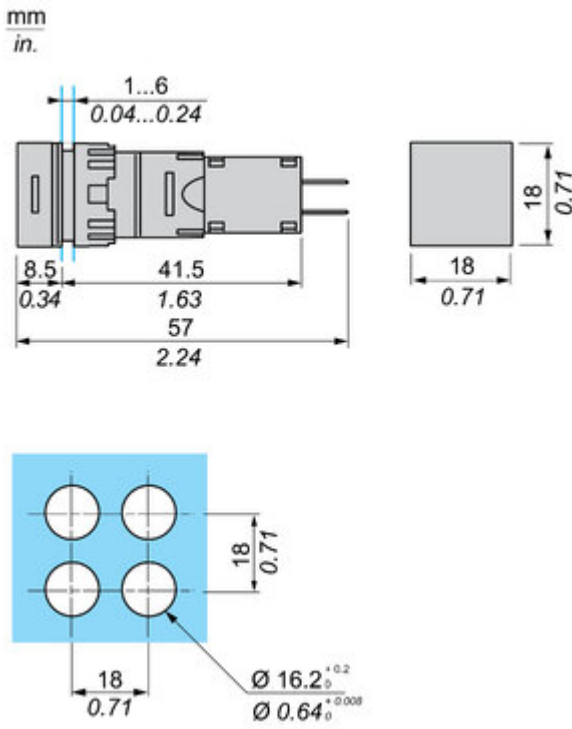


Image of product in real life situation

