

Product datasheet

Specifications



Monolithic pilot light, Harmony XB5N XB7N, plastic, yellow, 22mm, LED, 230V AC

XB7EV05MPN

Main

Range of product	Harmony XB5N/XB7N
Product or component type	Pilot light
Device short name	XB7N
Bezel material	Dark grey plastic
Fixing collar material	Plastic
Mounting diameter	22.5 mm
Sale per indivisible quantity	20
Shape of signaling unit head	Round
Cap/operator or lens colour	Yellow
Operator additional information	With plain lens
Light source	LED
Bulb base	Integral LED
[Us] rated supply voltage	220...240 V AC 50/60 Hz
Device presentation	Monolithic product

Complementary

Height	29 mm
width	29 mm
Depth	54 mm
Terminals description ISO n°1	(X1-X2)PL
Net weight	0.02 kg
Device mounting	Fixing hole - diameter: 22.5 mm 22.3 +0.4/0 conforming to IEC 60947-5-1
Fixing center	>= 30 x 40 mm (support panel) metal - thickness: 1...6 mm >= 30 x 40 mm (support panel) plastic - thickness: 2...6 mm
Fixing mode	Fixing nut: 2...2.4 N.m
Connections - terminals	Screw clamp terminals, <= 2 x 1.5 mm ² with cable end conforming to IEC 60947-1 Screw clamp terminals, >= 1 x 0.22 mm ² without cable end conforming to IEC 60947-1
Tightening torque	0.8...1.2 N.m conforming to IEC 60947-1
Shape of screw head	Cross compatible with Philips no 1 screwdriver Cross compatible with pozidriv No 1 screwdriver Slotted compatible with flat Ø 4 mm screwdriver Slotted compatible with flat Ø 5.5 mm screwdriver
[Ui] rated insulation voltage	600 V (pollution degree 3) conforming to IEC 60947-1

[Uimp] rated impulse withstand voltage	6 kV conforming to IEC 60947-1
Signalling type	Steady
Light source colour	Yellow
Supply voltage limits	195...264 V AC
Current consumption	16...20 mA
Service life	100000 h at rated voltage and 25 °C
Surge withstand	1 kV conforming to IEC 61000-4-5

Environment

Protective treatment	TH
Ambient air temperature for storage	-40...70 °C
Ambient air temperature for operation	-25...70 °C
Overvoltage category	Class II conforming to IEC 60536
Standards	IEC 60947-1 IEC 60947-5-1 IS 13947-5-1
Product certifications	CE
Vibration resistance	5 gn (f= 2...500 Hz) conforming to IEC 60068-2-6
Shock resistance	30 gn (duration = 18 ms) for half sine wave acceleration conforming to IEC 60068-2-27 50 gn (duration = 11 ms) for half sine wave acceleration conforming to IEC 60068-2-27
Resistance to fast transients	2 kV conforming to IEC 61000-4-4
Resistance to electromagnetic fields	10 V/m conforming to IEC 61000-4-3
Electromagnetic compatibility	Disturbing field emission class B conforming to EN 55011
IP degree of protection	IP65
IK degree of protection	IK03

Packing Units

Unit Type of Package 1	PCE
Number of Units in Package 1	1
Package 1 Height	3 cm
Package 1 Width	3 cm
Package 1 Length	5.5 cm
Package 1 Weight	28 g
Unit Type of Package 2	BB1
Number of Units in Package 2	20
Package 2 Height	9 cm
Package 2 Width	14 cm
Package 2 Length	19 cm
Package 2 Weight	644 g
Unit Type of Package 3	S03
Number of Units in Package 3	240

Package 3 Height	30 cm
Package 3 Width	30 cm
Package 3 Length	40 cm
Package 3 Weight	8423 g

Environmental Data

Schneider Electric aims to achieve Net Zero status by 2050 through supply chain partnerships, lower impact materials, and circularity via our ongoing “Use Better, Use Longer, Use Again” campaign to extend product lifetimes and recyclability.

[How this information helps you >](#)

Environmental footprint

Carbon footprint (kg.eq.CO2 per CR, Total Life cycle)	5
---	---

[Environmental Disclosure](#)

[Product Environmental Profile](#)

Use Better

Materials and Substances

Packaging without single use plastic	No
--------------------------------------	----

[EU RoHS Directive](#)

Pro-active compliance (Product out of EU RoHS legal scope)

[REACH Regulation](#)

[REACH Declaration](#)

[China RoHS Regulation](#)

[China RoHS declaration](#)

Use Again

Repack and remanufacture

[Circularity Profile](#)

[End of Life Information](#)

WEEE



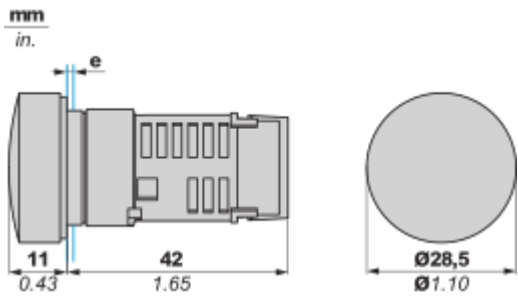
The product must be disposed on European Union markets following specific waste collection and never end up in rubbish bins

Take-back

No

Dimensions Drawings

Dimensions



e: clamping thickness 1 to 6 mm (0.04 to 0.24 in.)

Technical Illustration

Dimensions

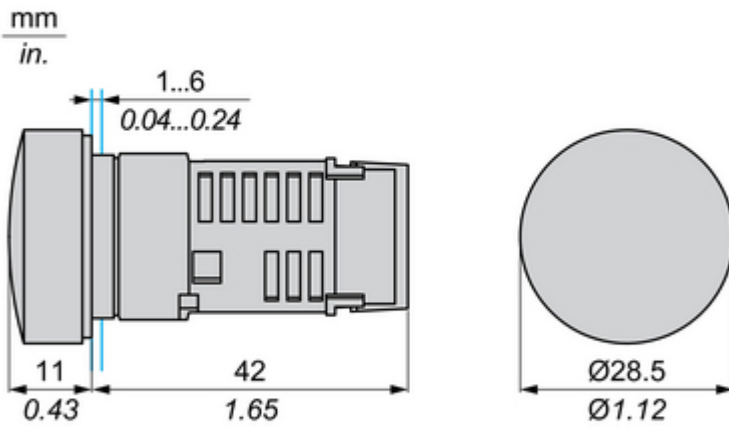


Image of product / Alternate images

Alternative












Image of product in real life situation

